



ADMISSION OPEN



NO ADMISSION CHARGE....

# BACHHAN

Brain School

Mob.: 9311638524, 9582925402

Add.: Near Shiv Mandir, Escort Colony, Dabri, G.B. Nagar

WINTER BREAK

HOLIDAY HOMEWORK

HAVE A JOYFUL TIME  
HAPPY HOLIDAYS !

Dear Parents,

Warm Greetings!!

Its Winter Break again!

Use Winter Vacation as an opportunity to spend quality time together. Let your child take the lead and use his/her imagination, creativity and knowledge to do the assigned task. The role of the parents is to be a facilitator and guide to steer the child in the right direction. Original work of students will receive greater recognition and appreciation.

Here are some tips to make this period a fruitful and happy period for them:

1. Encourage the child to wish 'Good Morning' and 'Good Night' to Every body.
2. Motivate the child to use polite words such as 'Please, ThankYou, Sorry, May I'.
4. Make sure the child brushes his/her teeth twice a day, morning and before going to bed at night.
5. Encourage the child to speak simple sentences beginning with the words I, my, he, she etc
6. Play with the child asking him/her to touch the objects starting with the letter you call out.
7. Help your child to create patterns like standing, sleeping, slanting and curved lines with the help of clay dough.
8. Give clay dough to make a ball, a circle, a triangle etc.
9. Use terms big/small and tall/short in daily routine like give me big potato or small plate, that tree is tall or short, etc.
10. Show them fruits we eat during Winter season such as Guavas, Apple, Groundnut etc.
11. Play the game "I can touch". Ask the child to touch his/her legs and say "I can touch my legs". Do the same with different body parts.
12. Encourage the child to keep the surroundings clean by throwing the waste in the dustbins and respecting Mother Earth.
- 13. Kindly help your ward to complete the given Winter holiday H.W.(All holiday H.W.Should be done in school notebooks or A4 Sheet).**

# BACHPAN BRAIN PLAY SCHOOL

CLASS - U.K.G

WINTER VACATION HOLIDAY HOMEWORK

SUBJECT- HINDI

Q-1. 3 बार वर्णमाला लिखो ।

Q-2. 2 , 3 व ,4 अक्षर वाले 10 शब्द 2 बार लिखो ।

अक्षर को सही मात्रा से मिलाओ - Match the letter to the matra

आ •	•	ु
इ •	•	ौ
ई •	•	ै
उ •	•	ं
ऊ •	•	ी
ए •	•	ा
ऐ •	•	्र
ओ •	•	ः
औ •	•	ि
अं •	•	ो
अः •	•	े

शब्दों को उनके सही रूप से मिलान कीजिए

- |             |   |   |       |
|-------------|---|---|-------|
| १. ना ज रा  | ● | ● | नायक  |
| २. र गा प   | ● | ● | सामान |
| ३. य ना क   | ● | ● | तालाब |
| ४. सा न मा  | ● | ● | पगार  |
| ५. त वा द   | ● | ● | नाराज |
| ६. क ला य   | ● | ● | सजाना |
| ७. ब ता ला  | ● | ● | तबला  |
| ८. ना र अ   | ● | ● | दवात  |
| ९. ब त ला   | ● | ● | लायक  |
| १०. जा स ना | ● | ● | अनार  |

ई (ी) की मात्रा के शब्द (दो अक्षर वाले शब्द)

अक्षर और मात्रा को जोड़ कर शब्द बनाएं 

प + ी + ल + ा =

त + ी + र =

ह + ा + त + ी =

द + ह + ी =

च + ा + ब + ी =

न + द + ी =

प + ा + न + ी =

प + क्ष + ी =

ख + ी + र =

र + ा + न + ी =

*Happy Winter Break*

# BACHPAN BRAIN PLAY SCHOOL

CLASS - U.K.G

WINTER VACATION HOLIDAY HOMEWORK

SUBJECT- ENGLISH

## Fill in the Vowels



\_ p p l \_



g r \_ p \_



b \_ n \_ n \_



b \_ r r y



p l \_ m



\_ r \_ n g \_



l \_ m \_ n



ch \_ r r y



k \_ w \_













p \_ \_ r

How many of the following do we have?



## Sense Organs

Match the following:

	hear	
	taste	
	see	
	smell	
	feel	

Draw four things that you can see around you.


*Happy Winter Break*



Directions: Look at the picture, sound out the word and write the correct vowel on the blank line.


a

e

i

o

u




cr \_ b




b \_ d




h \_ t



d \_ ck




s \_ ck




b \_ s



l \_ g



m \_ t



s \_ ck

Fill in the blanks with He/She



sings.

plays.



is boy.

has book.



has bat.

has toy.





# BACHPAN BRAIN PLAY SCHOOL

CLASS - L.K.G

WINTER VACATION HOLIDAY HOMEWORK

SUBJECT- MATHS

**Q. 1a** Match. Color the matching things the same color.

three

two

ten

one

four


nine

seven

six

eight

five



9

1

7

2

6

8

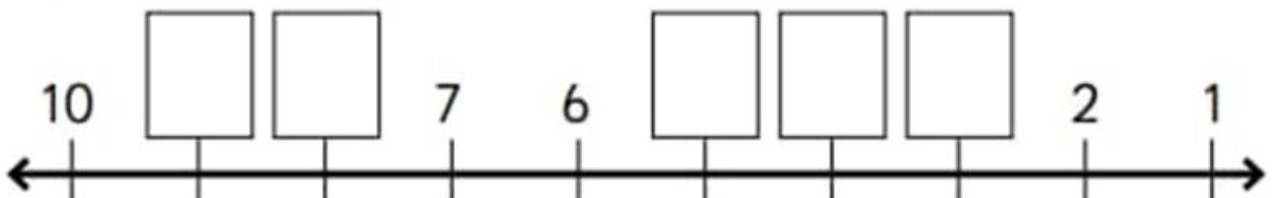
4

5

10

3

**Q1 b** Complete the number line.



Q. 2

## Addition of 1 digit numbers

$$\begin{array}{r} 6 \\ + 4 \\ \hline \end{array}$$

$$\begin{array}{r} 5 \\ + 9 \\ \hline \end{array}$$

$$\begin{array}{r} 8 \\ + 5 \\ \hline \end{array}$$

$$\begin{array}{r} 5 \\ + 9 \\ \hline \end{array}$$

$$\begin{array}{r} 5 \\ + 8 \\ \hline \end{array}$$

$$\begin{array}{r} 5 \\ + 9 \\ \hline \end{array}$$

$$\begin{array}{r} 8 \\ + 2 \\ \hline \end{array}$$

$$\begin{array}{r} 6 \\ + 9 \\ \hline \end{array}$$

$$\begin{array}{r} 5 \\ + 3 \\ \hline \end{array}$$

$$\begin{array}{r} 8 \\ + 6 \\ \hline \end{array}$$

$$\begin{array}{r} 5 \\ + 6 \\ \hline \end{array}$$

$$\begin{array}{r} 6 \\ + 5 \\ \hline \end{array}$$

$$\begin{array}{r} 5 \\ + 9 \\ \hline \end{array}$$

$$\begin{array}{r} 7 \\ + 5 \\ \hline \end{array}$$

$$\begin{array}{r} 8 \\ + 6 \\ \hline \end{array}$$

$$\begin{array}{r} 6 \\ + 7 \\ \hline \end{array}$$

**Q.3 Write the table 2 to 10 and learn it . ( 2 time )**

2	3	4	5	6	7	8	9	10
4	6	8	10	12	14	16	18	20
6	9	12	15	18	21	24	27	30
8	12	16	20	24	28	32	36	40
10	15	20	25	30	35	40	45	50
12	18	24	30	36	42	48	54	60
14	21	28	35	42	49	56	63	70
16	24	32	40	48	56	64	72	80
18	27	36	45	54	63	72	81	90
20	30	40	50	60	70	80	90	100

**Q . 4 Write 1 to 50 number name and learn it . ( 2 time )**

**Q. 5 Write the forward number on the number line.**

**After (hooping)**

**a. 5 number after 5**

~~<1 2 3 4 5 6 7 8 9 10>~~

**b. 4 number after 6**

~~<1 2 3 4 5 6 7 8 9 10>~~

**c. 2 number after 5**

~~<1 2 3 4 5 6 7 8 9 10>~~

**d. 4 number after 4**

~~<1 2 3 4 5 6 7 8 9 10>~~

**e. 3 number after 6**

~~<1 2 3 4 5 6 7 8 9 10>~~

**Q. 6 Write the backward number on the number line.**

**Before (hooping)**

a. 10 number before 5

~~<1 2 3 4 5 6 7 8 9 10>~~

b. 6 number before 4

~~<1 2 3 4 5 6 7 8 9 10>~~

c. 7 number before 5

~~<1 2 3 4 5 6 7 8 9 10>~~

d. 8 number before 3

~~<1 2 3 4 5 6 7 8 9 10>~~

e. 9 number before 7

~~<1 2 3 4 5 6 7 8 9 10>~~

*Happy Winter Break*



# BACHPAN BRAIN PLAY SCHOOL

**CLASS - U.K.G**

**WINTER VACATION HOLIDAY HOMEWORK**

**SUBJECT- GK**

Put the days of the week in order.

1. \_\_\_\_\_
2. \_\_\_\_\_
3. \_\_\_\_\_
4. \_\_\_\_\_
5. \_\_\_\_\_
6. \_\_\_\_\_
7. \_\_\_\_\_

Saturday  
Friday  
Monday  
Thursday  
Wednesday  
Sunday  
Tuesday

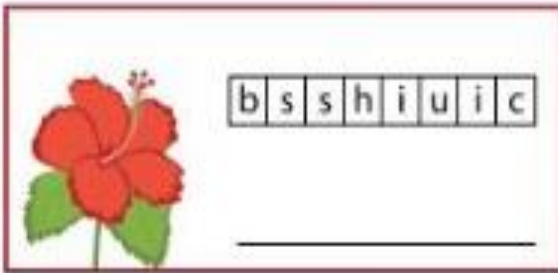
## Months of the Year

last month	this month	next month
October	November	December
	August	
	February	
	June	
	January	
	April	
	September	
	March	
	October	
January	May	September
February	June	October
March	July	November
April	August	December

# Flowers

Unscramble and write the flower names.

1)



2)



3)



4)



5)




6)



7)



8)



9)



10)



*Happy Winter Break*

# BACHPAN BRAIN PLAY SCHOOL

**CLASS - UKG**

**WINTER VACATION HOLIDAY HOMEWORK**

**SUBJECT- DRAWING**

**Q-1 Color the image below.**

HAPPY

NEW

YEAR

2025

*Happy Winter Break*